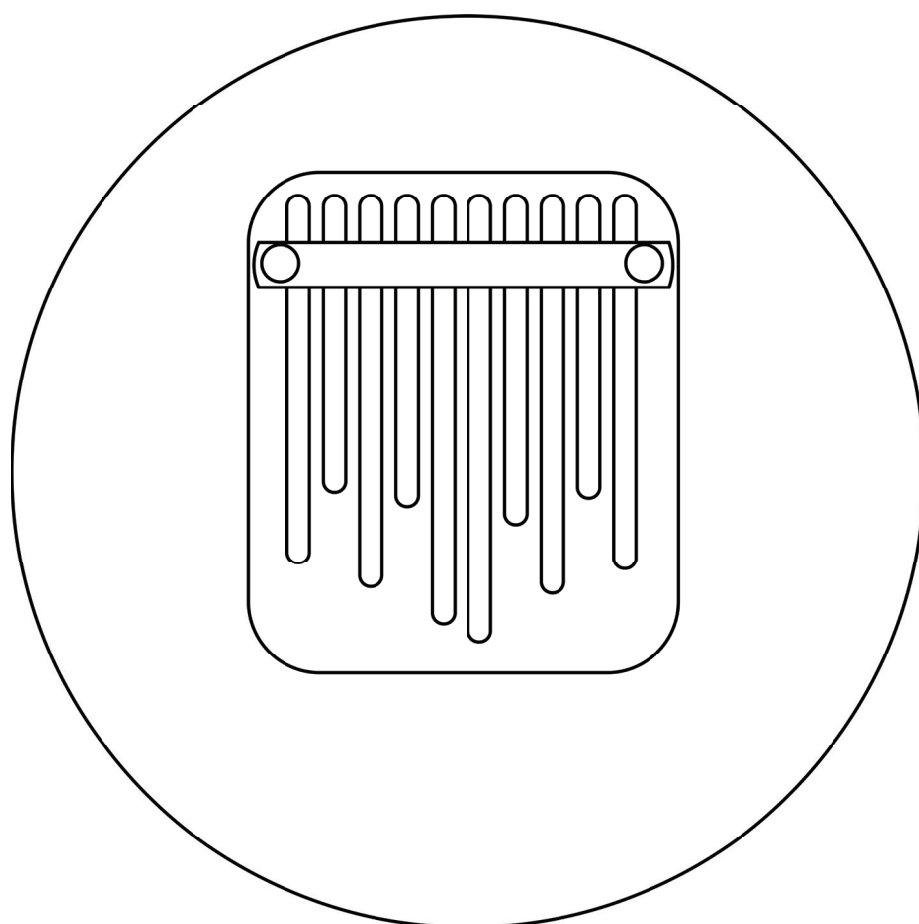


# AGAD



**M10-1**  
**Moon Kalimba**

**User manual**

# Index

<b>1. Introduction</b>	<b>p3</b>
<b>2. Warnings &amp; Disclaimers</b>	<b>p4</b>
<b>3. Parts of the Kalimba</b>	<b>p5</b>
<b>4. M10-1 Characteristics</b>	<b>p6</b>
<b>5. How to play</b>	<b>p7</b>
<b>6. Tuning</b>	<b>p8</b>
<b>7. Basic chords</b>	<b>p9</b>
<b>8. Alternative tunings</b>	<b>p10</b>
<b>9. Tips &amp; Techniques</b>	<b>p11</b>

# 1. Introduction

Thank you for purchasing a MAGADI Kalimba.

The Kalimba is a fun, eerie sounding instrument that can be played and enjoyed no matter your skill.

The Moon KALIMBA has been designed with the highest sound standards. With its rich harmonics, long sustain and resonance chamber, this high quality instrument will satisfy the demands of all kinds of players, from beginners to seasoned Kalimba pros.



## 2. Warnings & Disclaimers

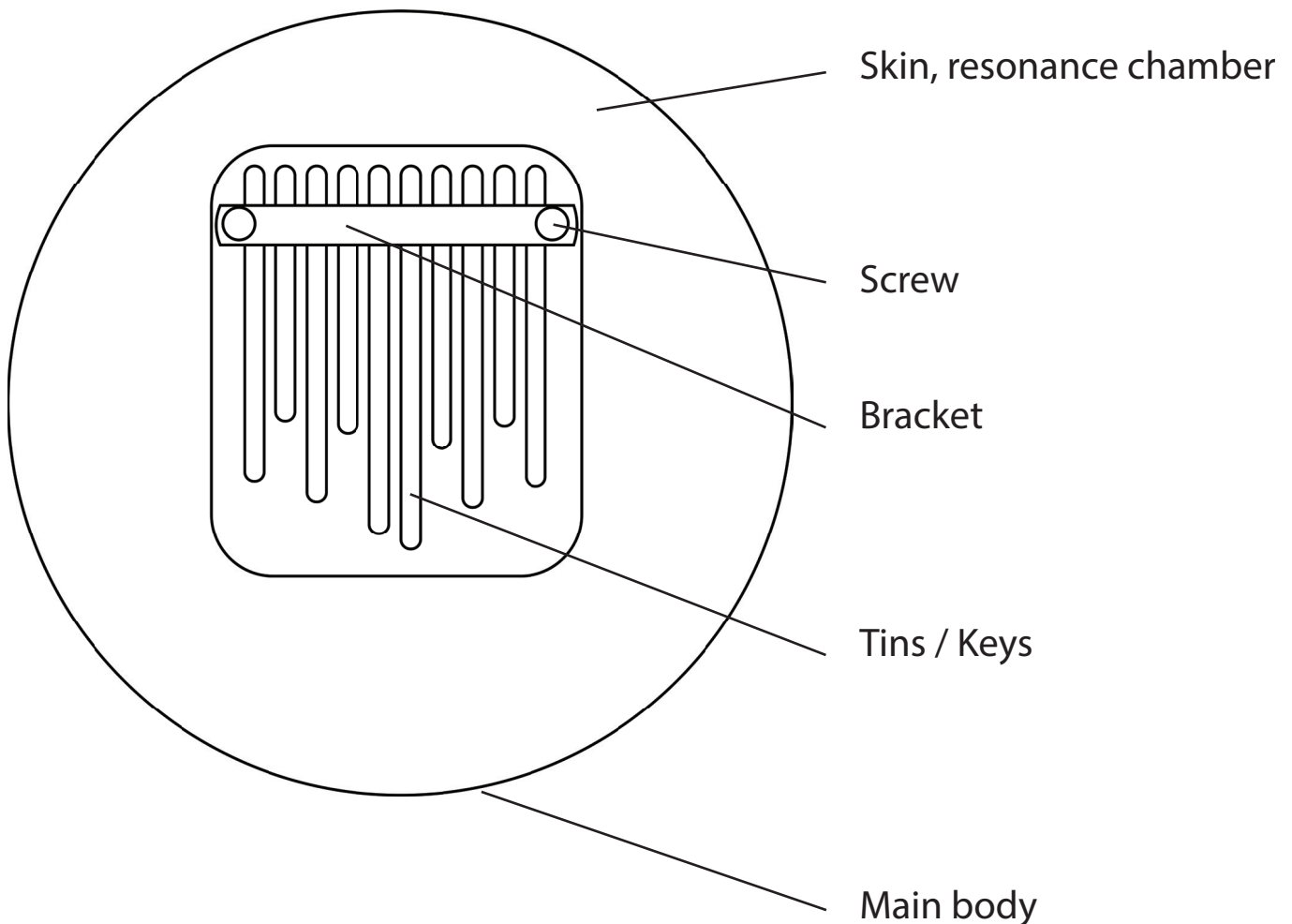
Thank you for purchasing a MAGADI Kalimba.  
Before you start using this Kalimba please be aware of the following safety recommendations:

- The Kalimba you purchased might be out of tune. We recommend you tune it first before you start playing (please check chapter 6)
- Please remove the foam from the bottom of the Kalimba or else the sound will be affected
- Before playing your Kalimba, please wash your hands. After playing, we recommend you clean each key and the base carefully to prevent any stains
- Please keep it in a bag or a protected environment not exposed to direct sunlight
- The wood of the Kalimba might expand or contract according to temperature and humidity changes. This can provoke changes in tuning or damage your Kalimba so we recommend maintaining your Kalimba at 21 - 25 Celsius degrees and 40 - 60% humidity level

### 3. Parts of the Kalimba

The Moon Kalimba is a unique, round shaped Kalimba, different than any other instrument in the market.

Here are its main parts:




## 4. M10-1 Characteristics

- Original round structure, unique in the market (patented)
- The keys (tines) are made of high-quality grade steel imported from Germany. After laser cutting, biological grinding, anti-rust treatment, and mold bending process, the company's unique style keys are formed.
- Long sustain, the sound of the keys can last up to 10 seconds.
- The soft steel keys are especially skin-friendly, and the thumb will not feel tired after a long time playing.
- Unique and exclusive key layout, different from any models in the market. The tone structure is such that it allows intuitive playing, wide range of song possibilities and superior playability.
- Selected high-quality North American red cherry wood for uncomparing sound, superior resonance and looks.
- Natural pure sheepskin selected after thorough testing to achieve the perfect combination of elasticity and thickness for the best resonance.

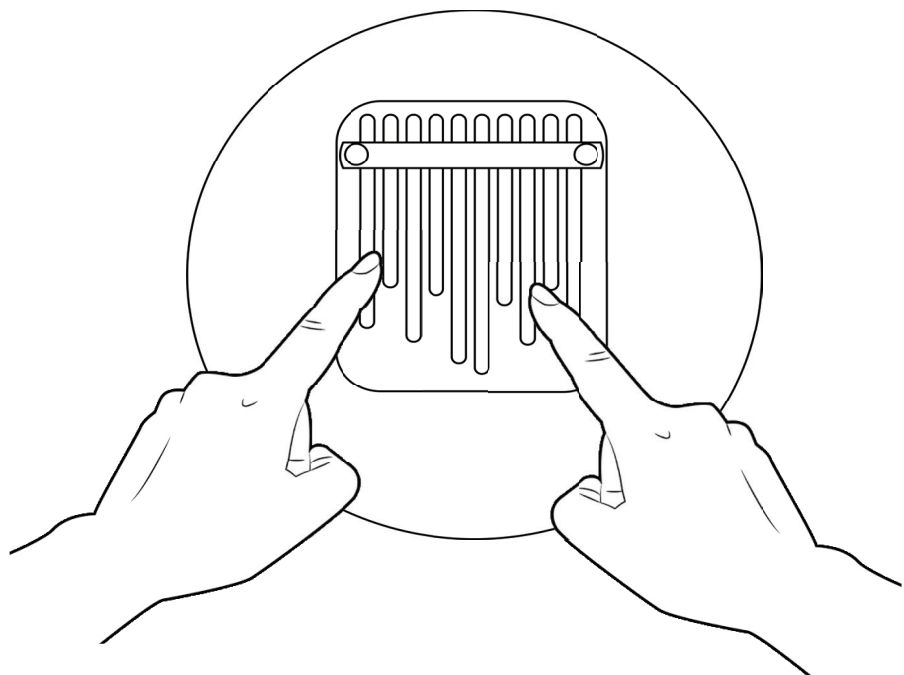
# 5. How to play

Kalimbas are usually played in 2 main positions as described here

1/ Hold your Kalimba with both hands and press the keys with your thumb

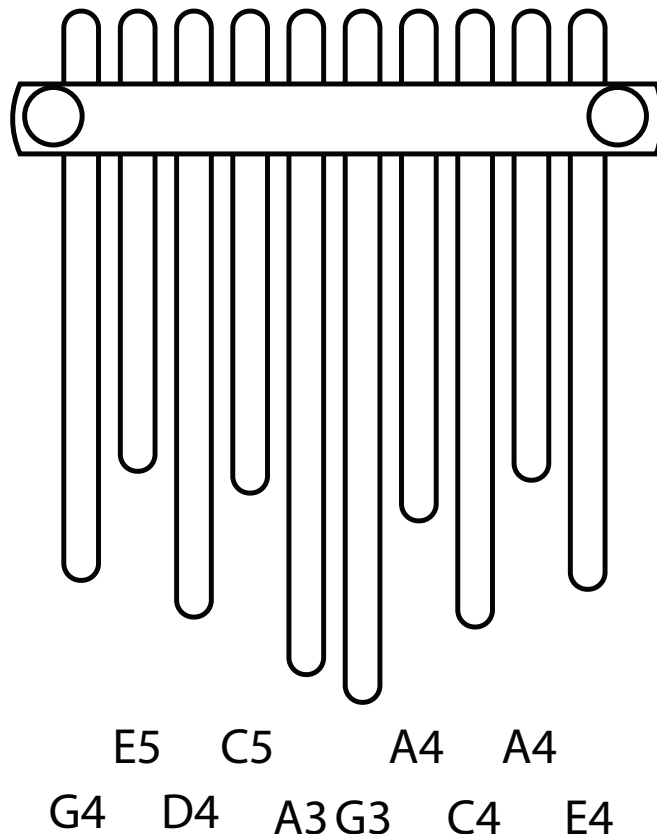


2/ Put the Kalimba on a flat surface and press the keys with your index fingers



# 6. Tuning

The MAGADI Moon Kalimba comes by default tuned in a C major pentatonic scale, with a range of almost 2 octaves spreading from G3 to E5



## How to tune:

- Use a standard tuner for reference, press each key and check whether they are close to the note on the graphic above

- Using a tuning hammer (not included) slightly push the key tins to adjust the tuning:

1/ If the tuning was low push the key upwards

2/ If the tuning was high push the key downwards



# 7. Basic Chords

Here are some examples of chords you can create using the standard tuning on the M10-1.

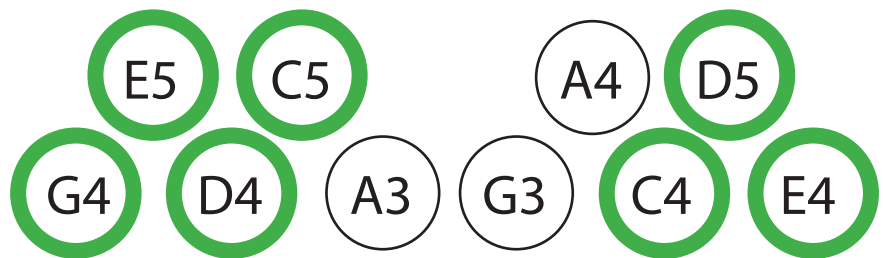
Of course there are more chords you can create.

\* In these examples, we have excluded chord tones lower than the root

Am7



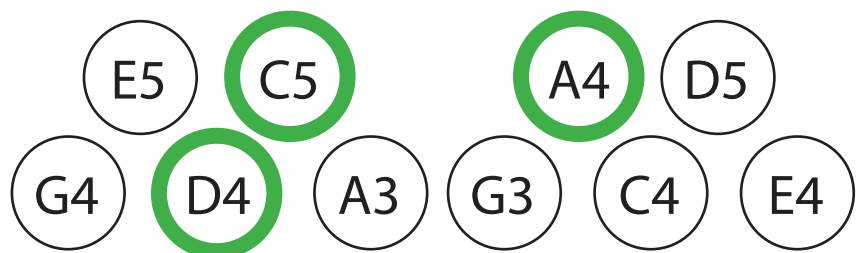
Cadd9



G



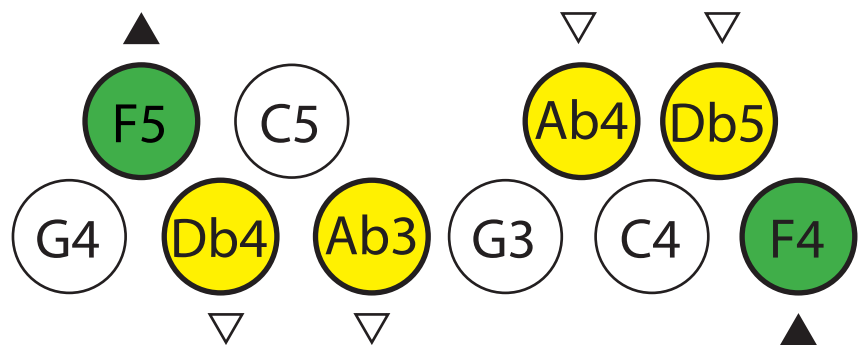
Dm7



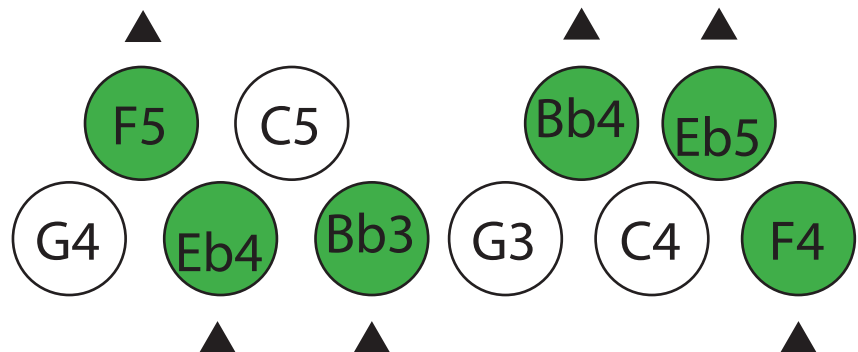
# 7. Alternative tunings

By changing any of the key notes' tuning, you can achieve different scales and tuning systems, giving your Kalimba brand new tonal flavors!

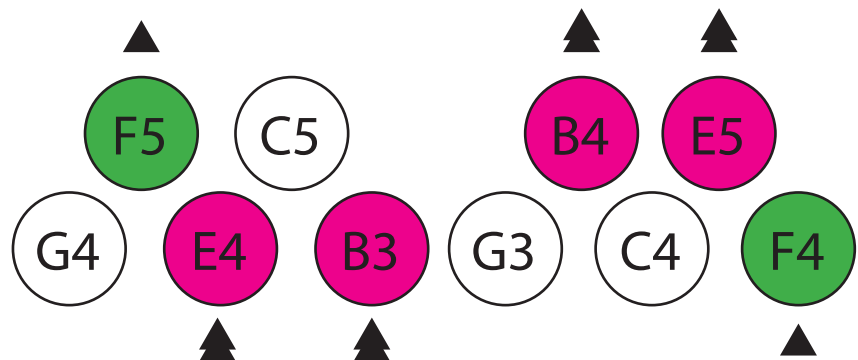
**Alt. tuning #1:**  
C Japanese pentatonic



**Alt. tuning #2:**  
C Minor pentatonic



**Alt. tuning #3:**  
C Okinawan pentatonic



## More alternate tuning ideas:

- Try to slightly detune a few cents some of the notes, this will give you a "Lo-Fi" sound
- Try tuning differently the top notes and the lower notes, this will give you a broader range of sounds.

# 8. Tips & Techniques

## Playing tips and ideas:

- **Vibrato / wah:** when playing with the Kalimba on a flat surface, lift any side of the instrument and move at different speeds up and down for interesting tonal changes. You can also do this while holding your kalimba in the air for interesting effects.
- **Improvisation on a drone note:** Choose one of the lower notes of the Kalimba and play it at regular intervals. In between, try playing the other notes on the Kalimba and get inspired!
- **Glissando:** Due to the difference in height between the keys of the Kalimba, it is very easy to do glissandos between upper and lower keys, try different combinations!
- **Chord Arpeggios:** Use only the notes of a particular chord (see basic chords reference) and arpeggiate between the different notes

## Performing songs:

Pop song melodies usually use more notes than the major pentatonic that the Moon Kalimba comes in by default.

To play these, please adjust the tuning of some of the keys until you get the notes you need for the song you want to play.